



MAINE 4-H PROJECT RECORD

Name: _____ Year: _____ County: _____

Club: _____

Years enrolled in this project (include this year): _____

Project: _____ Age as of 12/31/2022: _____

PROJECT GOAL

In the beginning of the year:

What would you like to learn or achieve in your project this year?

I would like to learn how to clip my cows better for the shows.

Describe your project in a few sentences. Include steps to achieving your goal.

**I have Brown Swiss and Jersey dairy cows that I exhibit at various fairs in New England.
To achieve my goal I will, practice at home, and work with my buddy.**

During the year, I will meet this goal by (Check as many as you plan to do):

<input checked="" type="checkbox"/> Attending 4-H training	<input type="checkbox"/> Talking to industry experts	<input checked="" type="checkbox"/> Practicing skills
<input type="checkbox"/> Attending workshops	<input type="checkbox"/> Researching the topic(s)	<input type="checkbox"/> Other

At the end of the year:

Did you reach your goal? ☒ Yes ☐ No ☐ Partially

Explain how you successfully reached your goals.

If you did not reach your goal or partially reached your goal, what happened?

I completed my goal by attending our clubs fitting clinic in the spring, and working a lot with my buddy and other people.

YEARLY REVIEW

List three new skills you learned this year.

1. **Example: I learned how have better teamwork**

2.

3.

What challenges did you encounter in your project? How did you resolve them?

My cow got dirty right before the show which was very stressful. One of my fellow 4-H members helped me wash and dry her before she went into the show ring.

How will you use what you learned?

I will be able to work better with others in me future job as a veterinarian working to help animals.

List two safety or health/wellness practices that you followed in this project.

1. **I washed my hands every time I came in from the barn.**

2. **I wore plastic covers on my boots when we toured a different farm.**

I have put in my best effort to complete this project record.

Date

Member Signature

Date

4-H Volunteer/Staff Signature

ANIMAL INVENTORY & PROFIT OR LOSS FORM

Name:

Project: **Dairy**

Animal Species (must do separate sheet for each species): **Dairy**

ANIMAL INVENTORY - *Attach additional pages as needed.*

Name of Animal	Date of Birth	Identification (tattoo, ear tag, microchip)	Breed	Sex	Owned/Lease Date	Estimated value at start of project	Estimated value at end of project year	Sold/Traded/Died
Whitty	03/02/2022	Tag	Brown Swiss	Female	May 2022 (owned)	\$850	\$1,000 <small>1,000-850=150</small>	Kept
Aspen	12/07/2020	Tag	Brown Swiss	Female	March 2021 (owned)	\$1,000	\$1,100	Sold
Minnie	08/09/2022	Tag	Brown Swiss	Female	August 9 th , 2022 (owned)	\$1,000	\$2,000	Traded

Tip!
 Any kind of ID is okay- it does not have to be a number.

Tip!
 Add this column's total amount to the INCOME column on the profit/loss sheet.

Tip!
 This is your profit!

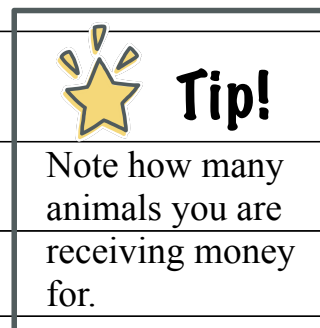
Tip!
 Write, "kept" if you keep the animal.



PROJECT INCOME

List income such as sale of offspring, fair premiums, sale of products, etc. *You may choose to group this by month.*

Date	Explanation	Income or Value
October	Fryeburg Fair Premiums- award money for five 4-H animals.	\$ 300
April	Sold my bred winter yearling Aspen (total after trucking costs)	\$ 800
July	Ossipee Valley Fair Premiums	\$ 200
August	Acton Fair Premiums- award money for <u>six open</u> and <u>5 4-H animals</u>	\$ 250
		\$
		\$
		\$
		\$
		\$
	Estimated Value of animals at end of year	\$ 3,000
Total Income: (Line B)		\$ 4,450



PROJECT EXPENSES

How much money did you (or someone else) spend on your project?

List expenses such as bedding, showing, trailering, class entry fees, show clothes, tack, classes, feed, equipment, lessons, training, supplies and vet care. Include the value of items given to you. *You may choose to group this by month.*

Date	Explanation	Expense or Value
		\$
Oct	Hay- 10 bales- \$600 Grain- 11 bags- \$500 Shavings bags- \$450	\$ 1,550
Nov	Hay- 12 bales- \$720 Grain- 11 bags- \$500 Shavings bags- \$500	\$ 1,720
		\$
		\$
March	Bought winter calf for show season	\$ 1,000
March	Show supplies	\$ 300
April	Trucking costs to sell cow	\$ 600
Total Expenses (Line A)		\$ 5,170

This is all for three cows



Note how many animals you are caring for in your costs.



Breakdown the items and cost, it shows what you bought better!

FINANCIAL REVIEW

Instructions: Enter Total Income from Line B (pg. 2) and enter Total Expenses from Line A (pg. 3) in the boxes below. Subtract your Total Expenses from Total Income to calculate your project's Profit or Loss. A negative number means you experienced financial loss, and a positive number means you experienced financial profit.

Total Income (Line B)
\$ 4,450
<i>minus</i>
Total Expenses (Line A)
\$ 5,170
<i>equals</i>
Total Project Profit/Loss
\$ -720

What surprised you about this information?

Example 1- I learned the value of my animals is higher than I thought it was

Example 2- I was surprised there was not a greater loss than what is shown.

ANIMAL TIME AND EFFORT FORM

Name:

Project: **Dairy**

Animal (must do separate sheet for each species of animal): **Dairy**



Tip!

You are welcome to use the “general time and effort form” instead of this one.

HOW MUCH TIME DO YOU SPEND ON YOUR PROJECT?

Record the amount of time you spend with your project during the year. Use a calendar to record time you spend on your project each day. Then record the monthly totals onto this chart. The remaining categories are to be used as needed. Don't forget to include club meetings.

	Feeding	Barn Chores	Grooming	Reproduction and Offspring Care	4-H activities	Other	Total Hours	Comments
Oct.	15	50	10	0	5	70	140	1-9- Fryeburg Fair 10/23- 4-H meeting 10/30-Halloween Hike
Nov.					↑	↑		Tip! Use this space to specify what you did in your club or for other activities such as fairs.
Dec.					Tip! “4-H activities” and other are two examples for what these two empty columns could be used for.			
Jan.								
Feb.								
Mar.								
Total Hours							140	



	Training	Barn Chores	Grooming	Reproduction and Offspring Care	4-H activities	Other	Total Hours	Comments
Apr.	20	60	5	0	10	60	155	4/2- Meeting 4/7- committee meeting 4/17-21- Spring show 4/23- fitting clinic
May								
Jun.								
Jul.								
Aug								
Sep.								
Total Hours pg. 2							155	

Instructions: Enter Total Hours from page 1 and page 2 in the boxes below. Add together to get your total project hours.

<i>Total Hours (pg .1)</i>	<i>Total Hours (pg. 2)</i>	<i>Total Project Hours</i>
140	+ 155	= 295



GENERAL TIME AND EFFORT FORM

Name:

Project: **Dairy**

HOW MUCH TIME DO YOU SPEND ON YOUR PROJECT?

Use a calendar to record time you spend on your project each day, then record the monthly totals below. Don't forget to include both club meetings and individual work.

	What did you do?	Total Hours	Comments
Oct.	1-9 th - Fryeburg Fair- I showed my cows at the fair- 90 hours 10/23- regular meeting- 2 hours 10/30- Halloween hike at Martin Place- 2 hours Barn chores- I cleaned, fed, and cared for my animals- 50 hours	144	I had so much fun showing my cows at the fair, and meeting new members at the meeting.
Nov.	<div style="border: 1px solid black; padding: 5px; display: inline-block;">  Tip! Break each month down into, date - event - what you did - and # of hours. </div>		<div style="border: 1px solid black; padding: 5px; display: inline-block;">  Tip! You are welcome to use the “animal time and effort form” instead of this one. </div>
Dec.			
Jan.			
Feb.			
Mar.			

Total Hours 144
(pg. 1)

	What did you do?	Total Hours	Comments
Apr.	4/2- Regular meeting- 2 hours 4/7- Committee meeting- 2 hours 4/17-21- All-Breeds Spring show- 64 hours 4/23- Fitting clinic-3 hours Barn chores- I cleaned, fed, cared for, and practiced with my animals- 60 hours	131	I really enjoyed showing my cows at a national show, and putting on a clinic for the younger members.
May			
Jun.			
Jul.			
Aug.			
Sep.			

Total Hours 131
(pg. 2)

<i>Total Hours (pg .1)</i>	<i>Total Hours (pg. 2)</i>	<i>Total Project Hours</i>
144	+ 131	= 175

HIGHLIGHTS OF MY 4-H YEAR

Name:

Project: **Dairy**



Tip!

Remember to
add your name
and project on
each page!

WHAT WERE THE BEST PARTS OF YOUR 4-H YEAR?

Include up to 4 activities or experiences that you feel were the highlights of your year.

Activity/Experience:

A highlight during this year was...

Going to state quiz bowl

This experience was a highlight because...

I was second overall, and I got to see some 4-H members from different parts of the state.



Tip!

Make sure
these events
are in your
time & effort
logs.

Activity/Experience:

A highlight during this year was...

Pot luck supper

This experience was a highlight because...

We celebrated the accomplishments of the members, and there was lots of good food.

Activity/Experience:

A highlight during this year was...


This experience was a highlight because...

Activity/Experience:

A highlight during this year was...

This experience was a highlight because...

LEADERSHIP, SERVICE, AND CITIZENSHIP REVIEW



Name: _____

Project: **Dairy**

Leadership, Community Service, and Citizenship activities are important to any 4-H project. Activities do not have to be directly related to 4-H club work. Add additional pages as necessary.

Be specific in your responses.

Activity: All- Star 4-H dairy club	22/23 year	Role: Secretary
<p>Check all that apply: Leadership <input checked="" type="checkbox"/> Community Service <input type="checkbox"/> Citizenship <input type="checkbox"/></p> <p><i>Describe your experience in this activity. What did you do? What did you learn?</i></p> <p>I am the secretary of my club. At each meeting I read my secretary's report from the previous meeting, and take notes for that meeting's report. I learned good note taking.</p> <div style="border: 1px solid black; padding: 5px; margin-top: 10px;"> Tip! Committees and demonstration count for leadership. </div>		
Activity: Christmas meeting	12/12/22	Role: Member & Donor
<p>Check all that apply: Leadership <input type="checkbox"/> Community Service <input checked="" type="checkbox"/> Citizenship <input type="checkbox"/></p> <p><i>Describe your experience in this activity. What did you do? What did you learn?</i></p> <p>I participated in my clubs Christmas meeting and donated many different items to numerous charities. I learned how to have more empathy for those who are less fortunate.</p>		
Activity: CWF	6/26- 7/2/22	Role: Delegate from Maine
<p>Check all that apply: Leadership <input type="checkbox"/> Community Service <input type="checkbox"/> Citizenship <input checked="" type="checkbox"/></p> <p><i>Describe your experience in this activity. What did you do? What did you learn?</i></p> <p>I went to CWF and learned a lot more about the history of our country, and how the government of our country is run today. We did a lot of sight seeing and exploring. It was such a fun trip.</p>		
Activity:	Role:	
<p>Check all that apply: Leadership <input type="checkbox"/> Community Service <input type="checkbox"/> Citizenship <input type="checkbox"/></p> <p><i>Describe your experience in this activity. What did you do? What did you learn?</i></p>		

Activity:	Role:
Check all that apply: Leadership <input type="checkbox"/> Community Service <input type="checkbox"/> Citizenship <input type="checkbox"/> <i>Describe your experience in this activity. What did you do? What did you learn?</i>	
Activity:	Role:
Check all that apply: Leadership <input type="checkbox"/> Community Service <input type="checkbox"/> Citizenship <input type="checkbox"/> <i>Describe your experience in this activity. What did you do? What did you learn?</i>	
Activity:	Role:
Check all that apply: Leadership <input type="checkbox"/> Community Service <input type="checkbox"/> Citizenship <input type="checkbox"/> <i>Describe your experience in this activity. What did you do? What did you learn?</i>	
Activity:	Role:
Check all that apply: Leadership <input type="checkbox"/> Community Service <input type="checkbox"/> Citizenship <input type="checkbox"/> <i>Describe your experience in this activity. What did you do? What did you learn?</i>	
Activity:	Role:
Check all that apply: Leadership <input type="checkbox"/> Community Service <input type="checkbox"/> Citizenship <input type="checkbox"/> <i>Describe your experience in this activity. What did you do? What did you learn?</i>	