


Total Solar Eclipse In Maine!


What is a solar eclipse?



A solar eclipse occurs when the Moon passes between the Sun and Earth, blocking the face of the Sun.

Learn more about the eclipse by completing the included activity!

- Create a garland with the various stages of an eclipse



Where will we see the eclipse?

At approximately 3:30 pm on April 8, most of northern Maine will experience a total solar eclipse.



Image Credit: Versant Power Astronomy Center

To view the eclipse safely:



View the Sun through eclipse glasses or a pinhole viewer during the partial eclipse phases before and after totality. You can view the eclipse directly without proper eye protection only when the Moon completely obscures the Sun's bright face – during the brief period known as totality.



In complying with the letter and spirit of applicable laws and pursuing its own goals of diversity, the University of Maine System does not discriminate on the grounds of race, color, religion, sex, sexual orientation, transgender status, gender, gender identity or expression, ethnicity, national origin, citizenship status, familial status, ancestry, age, disability physical or mental, genetic information, or veterans or military status in employment, education, and all other programs and activities. The University provides reasonable accommodations to qualified individuals with disabilities upon request. The following person has been designated to handle inquiries regarding non-discrimination policies: Director of Equal Opportunity, 5713 Chadbourne Hall, Room 412, University of Maine, Orono, ME 04469-5713, 207.581.1226, TTY 711 (Maine Relay System).

Construct an eclipse phase garland!



Material list:

- **Eclipse phases printed on cardstock**
- **Coffee filter**
- **Twine (about 6 feet long)**


Tools and Supplies:

- **Scissors**
- **Glue stick**
- **Hole punch**
- **Black marker, crayon, or colored pencil**

Methods:

1. **Color the shadow portion of the phases black.**
2. **Cut out all 11 circles.**
3. **Cut the outside of the coffee filter into fringe. This represents the corona at totality.**
4. **Glue the black circle to the center of the coffee filter – the eclipse!**
5. **Arrange the phases of the eclipse with the sun at each end and the eclipse with the corona at totality in the middle.**
6. **Punch holes in the top of each phase.**
7. **Tie each phase into place along the string.**

Photo courtesy of Trisha Smith



In complying with the letter and spirit of applicable laws and pursuing its own goals of diversity, the University of Maine System does not discriminate on the grounds of race, color, religion, sex, sexual orientation, transgender status, gender, gender identity or expression, ethnicity, national origin, citizenship status, familial status, ancestry, age, disability physical or mental, genetic information, or veterans or military status in employment, education, and all other programs and activities. The University provides reasonable accommodations to qualified individuals with disabilities upon request. The following person has been designated to handle inquiries regarding non-discrimination policies: Director of Equal Opportunity, 5713 Chadbourne Hall, Room 412, University of Maine, Orono, ME 04469-5713, 207.581.1226, TTY 711 (Maine Relay System).