



Name: _____

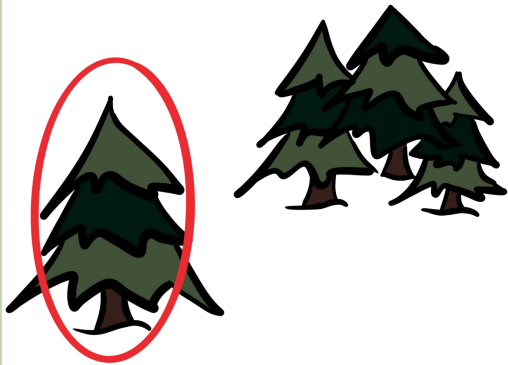
Date: _____

Shade Tolerance

Let's think about tree tolerance!

Directions

1. After watching the video on tolerance, review the worksheet below.
2. Look at the three different images. Decide if the pictures are showing a shade tolerant, intolerant or intermediate tree. Circle your answer.
3. Explain why you came to that conclusion.
4. Now it's your turn! On the second page draw a tree and its environment.
5. Trade papers with a classmate to see if they can guess if the trees you drew were tolerant, intolerant, or intermediate!



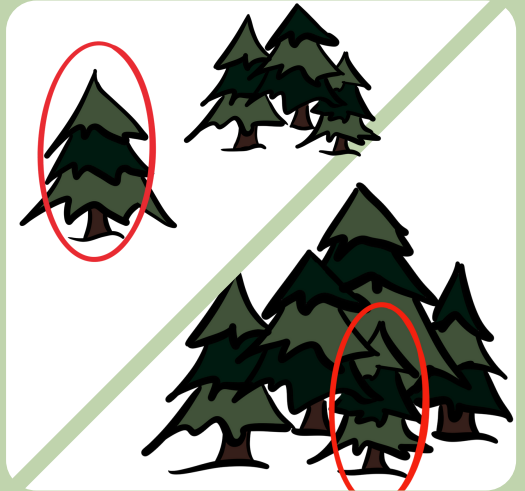
Tolerant, Intolerant, or Intermediate

Why? _____



Tolerant, Intolerant, or Intermediate

Why? _____




Tolerant, Intolerant, or Intermediate

Why? _____



Tolerant, Intolerant, or Intermediate

Why? _____



Tolerant, Intolerant, or Intermediate

Why? _____



Tolerant, Intolerant, or Intermediate

Why? _____

