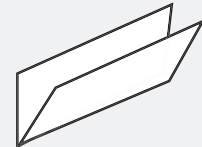


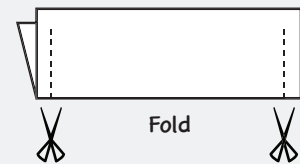
STEPPING THROUGH PAPER

METHOD

- 1** Fold a sheet of 8.5" x 11" paper lengthwise like a hotdog bun.



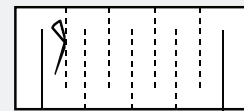
- 2** Cut a 1/2" strip on each end starting at the fold and stopping 1" from the bottom.




- 3** Fold back the strips and cut along the folded edge.



- 4** Starting at one end, cut 1/2" strips in an up and down fashion. Be sure not to cut completely through the other end.



- 5** Carefully open the ring of paper and step through it.



You will need...

- PAPER
- SCISSORS

ACTIVITY



CUT AND
INSERT
THIS ACTIVITY
INTO YOUR
COMIC BOOK

AVAILABLE
ONLINE



**TOTALLY
THRILLING
SCIENCE**

ohio4h.org/10-minute-science